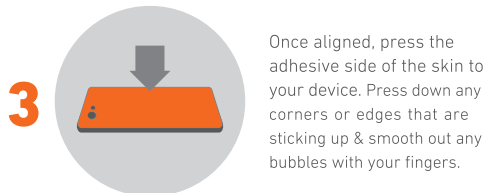
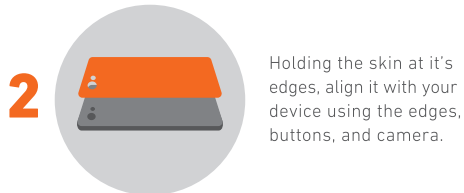
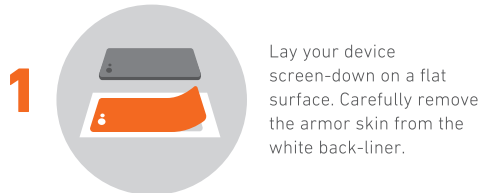


# ARMOR™ CARBON FIBER INSTALLATION INSTRUCTIONS

# BODYGUARDZ®

Thanks to air-release technology, **installation is very easy.** Air-release adhesive makes it easy to push out any air bubbles after installation; and if it isn't aligned perfectly, just carefully remove it and try again!



*If there are any side pieces included, see enclosed diagram for placement. Be careful not to stretch the material.*

## SPECIAL NOTE FOR APPLE® DEVICES:

If you are applying armor to an Apple device, you may have an optional cutout for the Apple logo. This cutout can be used to cover your device completely if desired.

We highly recommend watching our install videos:  
[youtube.com/bodyguardz](https://www.youtube.com/bodyguardz)



For more info and to register your product go to:  
[bodyguardz.com/advantage\\_program](https://www.bodyguardz.com/advantage_program)

